

# ALPHA MAXI Track 48Vdc (Ad. Bin. 02 Nero o Bianco)

**340BD11L11**  
**340BD12L11**



## Descrizione del prodotto / Product description

Proiettore LED direzionabile da interno per binari elettrificati a bassa tensione 48Vdc. Ideale per l'illuminazione d'accento.

Corpo realizzato da tornitura di alluminio verniciato.

Disponibili varie ottiche in PMMA trasparente.

Anello frontale antiglare in alluminio anodizzato nero con finitura personalizzabile a richiesta.

Sorgente COB LED con LES ridotta.

Fornito con adattatore per binari in tensione costante "Stucchi".

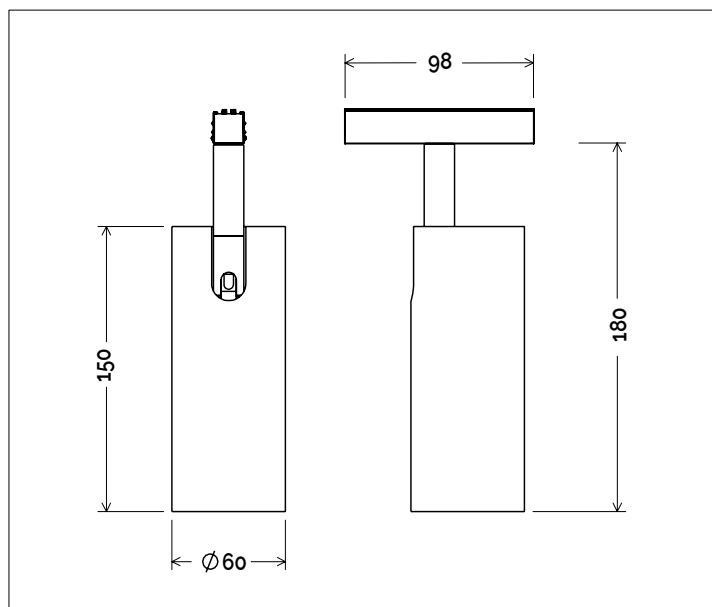
Adjustable LED projector for indoor for track or ceiling system. Ideal for accent light.

Body made of turning aluminum with painted finish.

Spot optics made of clear PMMA and anti-glare ring made of anodized aluminum with customizable finish. COB LED source with LES reduced.

COB LED source with LES reduced.

Supplied with "Stucchi" constant voltage track adapter.



## Dati tecnici | Technical Info

\* su richiesta / on requests

### Finiture | Finishes

- **4010** Oro | Gold
- **4011** Bronzo | Bronze
- **4051** Bianco Txt | White Textured
- **4052** Nero Txt | Black Textured
- Verniciati RAL | RAL Paintings\*

Potenza | Power 25W

Corrente | Current -

Tensione | Voltage 48Vdc

Tolleranza cromatica | Chromatic tolerance 3 SDCM

Flusso luminoso | Luminous Flux 2961lm

Mantenimento del flusso luminoso | Flux Maintenance ≥50.000h

Temperature di esercizio | Operating temperature -20° ~ 45°

## Simbologia tecnica Technical informations

	Conforme alle direttive CE
	Conforme alle normative RoHs
	Classe III
	Indice di Protezione IP20

## Temperatura di Colore Color Temperature

<b>9027</b> - 2700K CRI 92
<b>9030</b> - 3000K CRI 92
<b>9040</b> - 4000K CRI 92

## Ottiche Optics

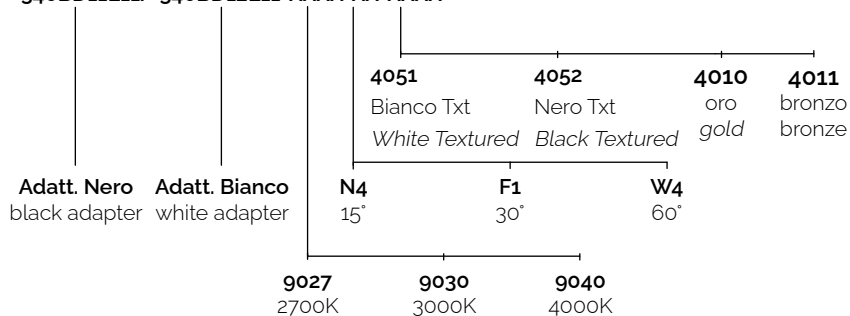
	<b>N4</b> - 15° (Narrow Beam)
	<b>F1</b> - 30° (Flood Beam)
	<b>W4</b> - 60° (Wide Flood Beam)

## Sistemi di Controllo Control System

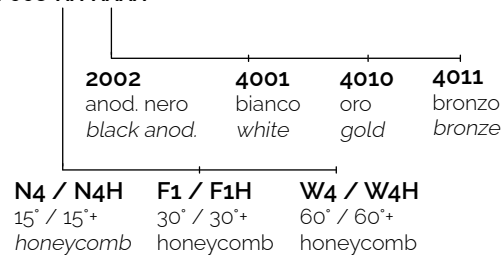
	<b>On / Off</b> (remoto escluso / remote excluded)
	<b>Push *</b> (remoto escluso / remote excluded)
	<b>DALI *</b> (remoto escluso / remote excluded)
	<b>Casambi Bluetooth *</b> (remoto escluso / remote excluded)

## Creazione Codice | Code construction

340BD11L11/ 340BD12L11-XXXX-XX-XXXX

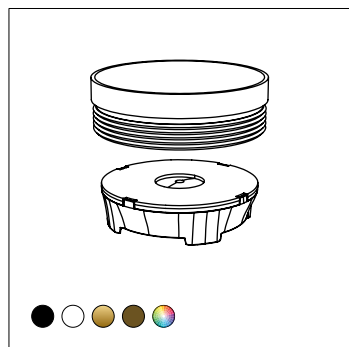


9Foo8-XX-XXXX



## Accessori | Accessories

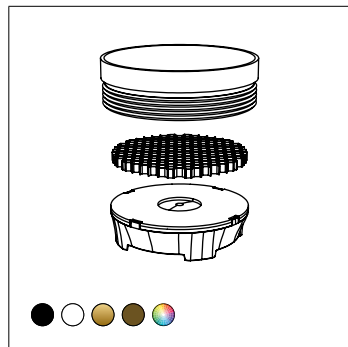
9Foo8-XX-XXXX



Ottica + Anello riflettore

Optic + Lock ring

9Foo8-XXX-XXXX



Ottica + Anello riflettore+  
honeycomb

Optic + Lock ring+ honeycomb